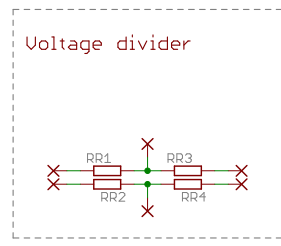
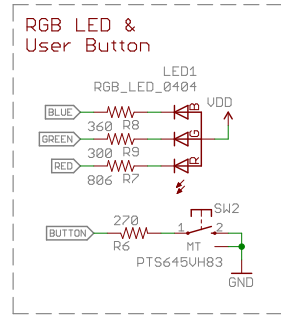
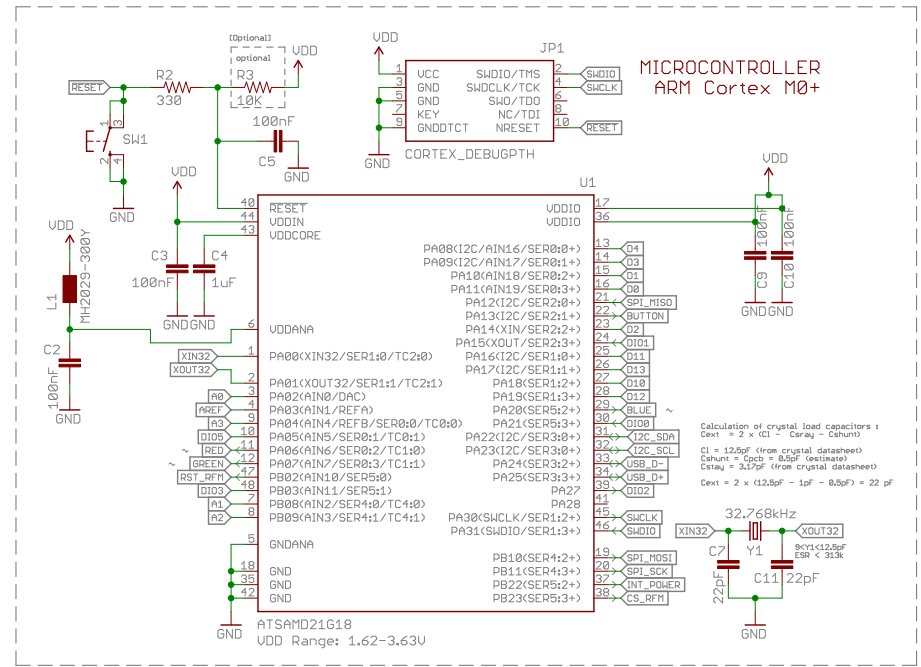


Pin mapping

#00	PA11	D0 (Rx)	SERCOM0_3
#01	PA10	D1 (Tx)	SERCOM0_2
#02	PA14	D2	Digital
#03	PA09	D3	SERCOM0_1
#04	PA08	D4	SERCOM0_0
#05	PA15	DIO01 RFM	EXTINT13
#06	PA20	BLUE LED	PWM
#07	PA21	DIO0 RFM	EXTINT5
#08	PA06	RED LED	PWM
#09	PA07	GREEN LED	PWM
#10	PA18	D10	SERCOM1_2
#11	PA16	D11	SERCOM1_0
#12	PA19	D12	SERCOM1_3
#13	PA17	D13	SERCOM1_1
#14	PA02	A0	ADC/DAC
#15	PB08	A1	ADC
#16	PB09	A2	ADC
#17	PA04	A3	ADC
#18	PA05	DIO5 RFM	EXTINT5
#19	PB02	RST_RFM	Digital
#20	PA22	BLUE IFC	SERCOM3_0
#21	PA23	SCL IFC	SERCOM3_1
#22	PA12	MISO SPI	SERCOM4_0
#23	PB10	MOSI SPI	SERCOM4_2
#24	PB11	SCK SPI	SERCOM4_3
#25	PB03	DIO3 RFM	EXTINT3
#26	PA27	DIO2 RFM	EXTINT8
#28	PA24	D- USB	EXTINT9
#29	PA25	D+ USB	USB
#30	PB22	INT_POWER	USB
#31	PB23	CS_RFM	EXTINT6
#32	PA30	SWCLK	EXTINT7
#38	PA13	SWDIO	SWD
#42	PA03	AREF	SWD



Yah_r1
 31/10/2018 15:00
 Sheet: 1/1